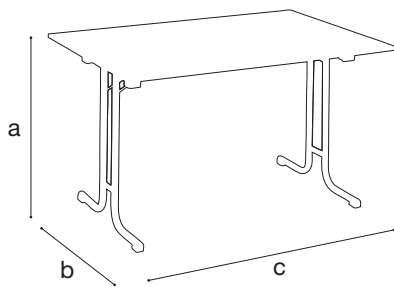


T-Table



Foldable table

Dimensions



- a 74 cm
- b different sizes
- c different sizes

Frame

- ✓ Material steel
- ✓ Dimension tube 3 x 0,15 cm
- ✓ Coating hammerscale grey

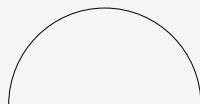
Features

- ✓ Can be easily folded without any device and has a self-blocking system
- ✓ The legs are attached to the table top with clips to prevent the legs from unfolding during transportation
- ✓ The legs are fitted with sustainable caps which protect the frame when stacked
- ✓ Very stable and maximum legroom
- ✓ Frames and table-tops are available separately
- ✓ Fitted with reinforcement bars
- ✓ Adjustable feet

Dimensions table-top




120 x 80 cm
140 x 60 cm
160 x 80 cm
180 x 80 cm



1/2 160 cm dia
1/2 180 cm dia

Add ons

Trolley for rectangular tables




- ✓ Material Hammerscale grey coating
- ✓ Dimensions a 120 - b 70 - c 120/180 cm
- ✓ Features
 - Stores 12 tables
 - Fitted with vulcanised wheels, diam 12,5 cm
 - 2 braked swing-wheels + 2 fixed wheels
 - 3 functions: transportation, storage and protection

Materials



MFCA
Chipboard
melamine faced
18 or 25 mm,
ABS edge 2 mm



WPC
Phenolic resin
15-18 mm
(tablecloth
advised)



LCA
High pres.
laminate
chipboard 24 mm
ABS edge 2 mm




LPA
Laminated birch
plywood 20 mm
ABS edge 2 mm

HPL colours

LPA 20 mm, LCA 24 mm


Uni Coloured



White
(WHI)



Anthracite
(ANT)




Light grey
(LGR)




Black
(BLA)

Woodgrain coloured



Wenge
(WEN)



Walnut
(WAL)



Oak
(OAK)



Beech
(BEE)



Maple
(MAP)


Melamine colours

MFCA 18 mm

Uni Coloured



Alpine white
(AWH)



White
(WHI)



Anthracite
(ANT)



Light grey
(LGR)



Black
(BLA)


Woodgrain coloured



Beech
(BEE)

MFCA 25 mm

Uni Coloured




White
(WHI)




Black
(BLA)

Woodgrain coloured



Wenge
(WEN)



Walnut
(WAL)



Oak
(OAK)



Beech
(BEE)



Maple
(MAP)