

# Kameleon K6

PRODUCT INFORMATION

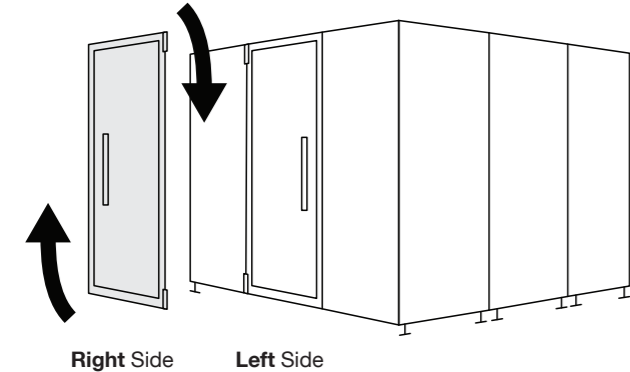


**ASKIA**  
ACOUSTIC PODS

# All KAMELEONS have reversible opening doors

The door opening direction for all Kameleon booths can be switched just by rotating the frame during installation. The door handle is made from painted stainless steel. All glass panels are mounted on aluminium frames. All metal parts are powder coated with a special antimicrobial coating.

## Door orientation | Door handle




## Floor



Sound absorbing polyamide carpet. The colour of the carpet always comes in Melange grey.

## Lighting | Ceiling




The ceiling is always covered in Dark grey Acoustic PET Felt panels made from 100% recycled polyester fiber. The overhead LED Light ensures enough light for common activities in a K6 phone booth.

Integrated LED Spot Light  
 Power usage per LED: 3.8W  
 Input: 12V  
 Lumen output: 345 lumen  
 Color Temperature: 3000K  
 Color Rendering Index: 83



## Glass



**Acoustic Laminated Glass**  
 12mm thick acoustic laminated glass with acoustic foil ensures high soundproof performances. The acoustic interlayer also helps retain broken glass fragments if the glass is broken, reducing the risk of injuries.

## Add-ons




ADA Kit



Seismic Kit



Room Booking



Sprinkler Kit

## Table | Socket




All tables are made from pine plywood and laminated with antimicrobial HPL in White or Black satin finish.

2 x Power outlet  
 2 x USB Type B charger  
 2 x CAT6 Ethernet socket

**Available for:**  
 EU UK AUS US  
 FR BE CH

## Digital Tools



**Online Configurator**  
 Personalize every part of your pod according to your needs. With more than 10000 options available, we did our best to ensure you can customize your acoustic booth to fit perfectly in your space. Every configuration can be easily shared.



**Augmented Reality**  
 You can virtually insert your 3d configuration in your office space using our AR button from our Online Configurator.  
 (Available only for iOS for the moment.)

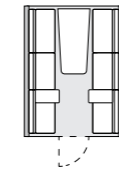


**Kameleon K6 Glass**

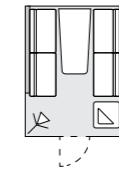
## Choose between Glass or Standard **KAMELEONS**

The Glass and Standard option define the way you arrange your Kameleon interior. Other pre-made Kameleon pods can be selected Glass Office, Meeting.

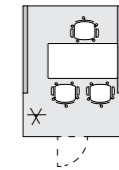
### Collection



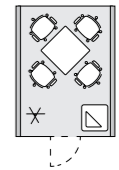
Standard



Glass



Glass Office



Meeting

### Standard | Glass



Kameleon K6 comes in two options: Standard or Glass. The Glass option is the more open version of Standard, with extended glass surfaces. Thanks to the fact that the Kameleon Collection was designed in a modular way, you can always switch from solid panels to glazed ones without constraints.



**Kameleon K7 Standard**

# Interchangeable panels between KAMELEONS

Fabrics used in our products have OEKO-TEX STANDARD 100 label and are EU Ecolabel certified. Acoustic felt has emission class A+ and VOC (France) A+. Plywood and other composite materials used are CARB 2 compliant and have emission class E1. Foams used in our products certified by and conform to the CertiPUR standard. Acoustics foams have OEKO-TEX STANDARD 100 label. WOOD GLUE: M1 Emission Classification certification. All wood FSC / PEFC certified.


## Interior Panel




Acoustic Felt - Dark grey

Acoustic Felt + Fabric


## Exterior Panel



Round Horizontal




Round Vertical



Round Corners




Chipboard + Fabric




Acoustic Felt + Fabric




Chipboard + Melamine




Chipboard + Veneer




Plywood



Moss




Whiteboard



Cork Pinboard

# Ionized air in all KAMELEONS

## Air Ionizer




Ventilation grilles are placed at the ground, as well as at the ceiling level. The one from the ground level pushes fresh, filtered air, while the one from the ceiling level removes stale air. The motion sensor activates the light and fans. After you leave the cabin, the ventilation keeps working for 15 more minutes, ensuring that all the air inside is fresh. The fans come adjusted at 100%, but they can be set to 60% and 75% as well. The air inside the booth is totally replaced, filtered and ionized every 68 to 100 seconds (depending on the pod size).

## Air Ionizer

All Kameleon come standard equipped with **Air Ionizer**.


To improve the quality of the air inside the booth and implicitly ensure better health for its users in the long term, all Kameleons come standardly equipped with Air Ionizer, mounted on the ventilation system. Ionizers are particularly important for the quality of the air, as they neutralise odours and have a beneficial effect on the environment. Even if they are invisible particles, the negative ions have a very pleasant, refreshing effect, comparable to the experience of the air after a summer rain or the air in a fascinating country side area, untouched by the modern pollution.




Fabrics for Interior & Exterior panels



Chipboard + Melamine for Exterior panels



Chipboard + Veneer for Exterior panels




Plywood for Exterior panels




Special Finishes for Exterior panels



Green Wall for Exterior panels




Acoustic Felt for Interior panels




Carpet

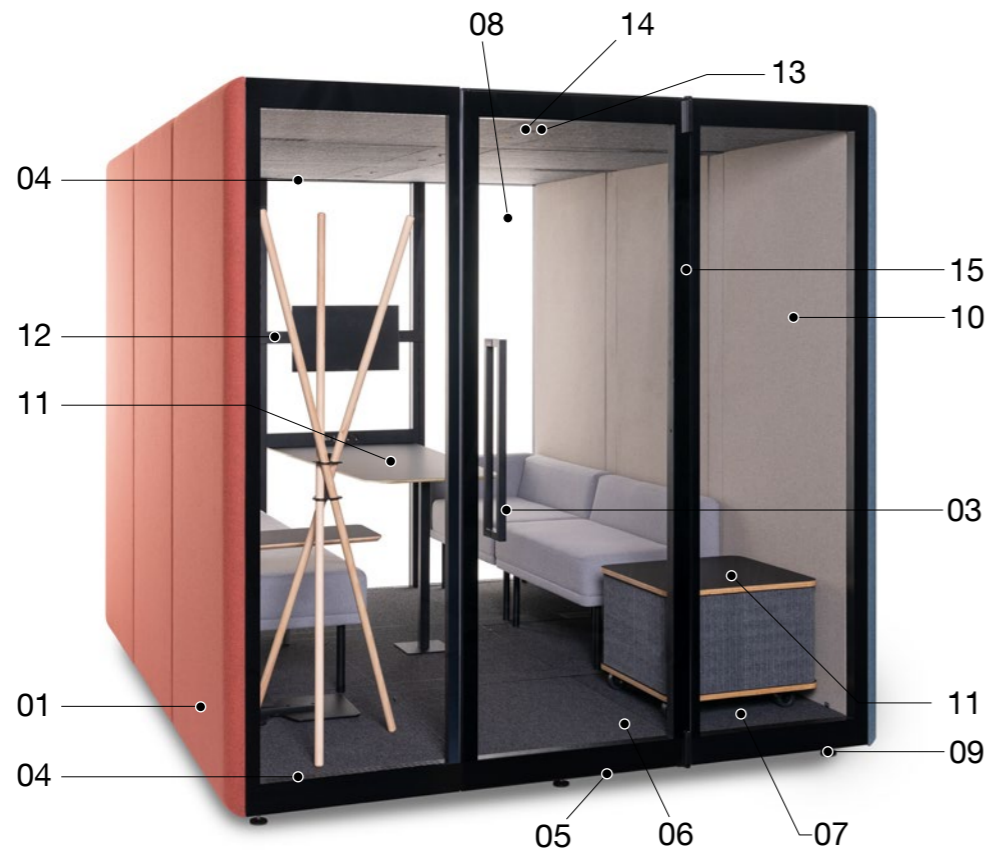


Antimicrobial HPL for Table tops



Antimicrobial Coating for Metal parts





**01 Exchangeable exterior panel**

You can choose new panels from a variety of shapes, finishes and colours which are available to view in our [online configurator](#) or in [AR](#).

**02 Connectivity**

2 Power sockets - 230V, 50Hz, max 10A  
2 USB Type B chargers  
2 CAT6 Ethernet sockets

**03 Left / Right Reversible opening door**

When you install the frame, you can choose the door opening direction just by rotating it.

**04 Airflow inlet & outlet**

Our ventilation system is performant through its high efficiency and very silent fans.

**05 Power and ethernet outlets**

The power supply and ethernet outlet can be easily connected at the bottom. Each booth comes equipped with a 5m power cord.

**06 Ionized and Purified air**

The air pushed into the cabin is first filtered and then sanitized with an air ionizer.

**07 Tufted polyamide carpet**

Soft carpet with a high level of comfort and higher noise insulation impact.

**08 Acoustic Laminated Glass**

12mm tick acoustic laminated glass ensures high soundproof performances.

**09 Levelers + Wheels**

All Kameleon booths come equipped with wheels and leveling feet. Whenever you want to move your booth, you can do it very easily.

**10 Interchangeable interior panel**

You can choose from a variety of finishes and colours through our online configurator. If you want to get other finishes, the panels can be easily changed.

**11 Table tops**

All table tops are made from pine plywood and laminated with antimicrobial HPL.

**12 Add-on accessories**

To ease your work, we have designed some accessories. They can be ordered all together or separately.

**13 LED light**

The overhead warm LED Lighting ensures enough light for common activities.

**14 Motion sensor**

The motion sensor activates the light and fans. After you leave the cabin, the ventilation stays on for 15 more minutes, making sure that all the air inside is fresh.

**15 Magnetic Lock System**

The magnetic lock system makes the daily usage more comfortable. The rubber gaskets help seal the door thus minimizing the noise coming from outside.

SO41 for K6 Standard | Glass



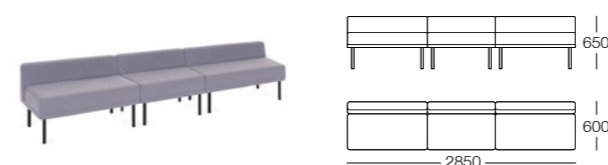
SO42 for K6 Standard | Glass



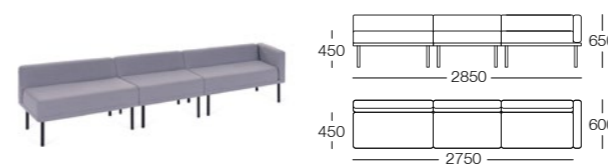
SO43 for K6 Standard | Glass



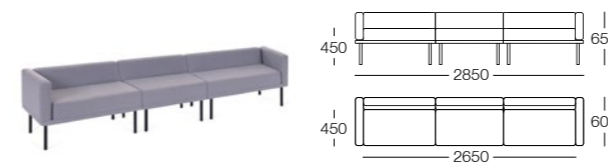
SO61 for K6 Standard | Glass



SO62 for K6 Standard | Glass



SO63 for K6 Standard | Glass



Tribut Bar stool for K6 Standard | Glass




Tribut Bar stool + Cushion for K6 Standard | Glass



Atelier Armchair for K6 glass office




LT Form Accento for K6 Glass Office | Meeting




TO5 for K6 Standard | Glass




TO55 for K6 Standard | Glass



TO6 for K6 Standard | Glass



TO56 for K6 Standard | Glass



Vork High for K6 Standard | Glass



Vork S High for K6 Standard | Glass



Vork Desk for K6 Glass Office



Vork Central for K6 Meeting



Adjacent Side table for K6 Standard | Glass | Meeting



The Catcher 60 for K6 Standard | Glass | Meeting



Exterior Hangang Whiteboard for K6 Standard | Glass | Glass Office | Meeting



Interior Hangang Whiteboard for K6 Standard | Glass | Glass Office | Meeting



Exterior Hangang Pinboard for K6 Standard | Glass | Glass Office | Meeting



Interior Hangang Pinboard for K6 Standard | Glass | Glass Office | Meeting



Interior Hangang Pinboard + VESA for K6 Glass Office



Kodama Coat rack for K6 Standard | Glass | Meeting

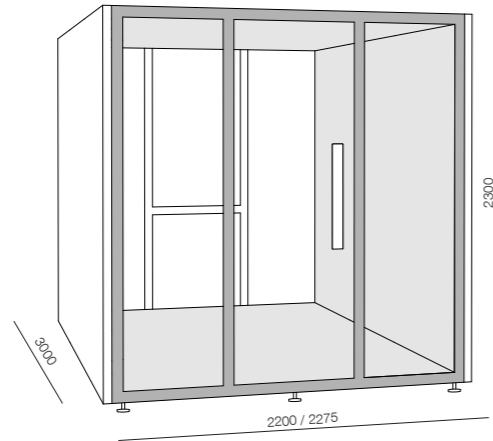


Light Tale for K6 Standard | Glass | Meeting



VESA Adapter for K6 Standard | Glass | Glass Office | Meeting





K6 was designed to comfortably accommodate at least 6 people.

<b>Dimensions</b>	Exterior W 2200   D 3000   H 2300 (18mm Exterior Panels)	Energy efficiency A+   Light efficiency 468 lm/W
	Exterior W 2275   D 3000   H 2300 (55mm Exterior Panels)	3000k
	Interior W 2066   D 2976   H 2020	Stand-by mode after 2 min. of no occupation/ no motion
<b>Weight</b>	1471.6 kg	<b>Ventilation</b>
	Weight with crate 1957.68 kg	Air flow rate 115m <sup>3</sup> /h per fan - 12 fans
<b>Glass Door</b>	Laminated tempered glass 12mm	Air exchange in 82s (obtained at 100% fan speed)
	Glass Door with frame W 800   D 85   H 2195	Operating voltage 12 V
	Door Opening W 698   H 2020	Air Ionizer and particle filter
	Reversible opening Left & Right	Max. power 18.7W
	Magnetic closing door	Stand-by mode after 15 min. of no occupation/ no motion
<b>Glass Wall</b>	Laminated tempered glass 12mm	Adjustable fan speed levels: 60%   75%   100%
		<b>Power</b>
<b>Interior Panels</b>	Acoustic PET Felt Dark grey	Main supply 110 - 240V 50/ 60Hz
	Acoustic PET Felt Dark grey with various fabrics and color options	Power plug for EU (UK   USA   AU on request)
<b>Exterior Panels</b>	Round Horizontal, Round Vertical & Round Corners 55mm	Energy consumption 41.5W
	Acoustic Felt + Fabric 18mm	Stand-by consumption 4.7W
	Chipboard + Fabric 18mm	<b>Output</b>
	Chipboard + Melamine, Chipboard + Veneer 18mm	2 x Power socket - 230V, 50Hz, max 10A
	Plywood 18mm	2 x USB Type B charger
	Whiteboard 18mm	2 x CAT6 Ethernet socket
	Pinboard 18mm	<b>Specifications</b>
Moss 55mm	Sound insulation (in testing)	
<b>Ceiling</b>	Sandwich element of beech wood and Acoustic PET Felt	Acoustic absorption Class (in testing)
<b>Floor</b>	Sandwich element of beech wood	Motion sensor Lighting and Ventilation
<b>Carpet</b>	Tufted polyamide carpet	Wheels for easy placement
<b>Structural Walls</b>	Chipboard panel	Floor adjuster legs for leveling
<b>Table</b> <small>not included</small>	Pine Plywood Laminated with Antimicrobial and Anti fingerprint HPL Black   White	Exchangeable Exterior and Interior Panels
<b>Lighting</b>	LED	Installation time 225 min. with 3 people
	Energy consumption 22.8W	<b>Elevator Dimensions</b>
	Input 12V	Elements can fit into an elevator for 8 people
		W 1100   D 1400   H 2200-3000
		WD 800   HD 2200-2400
		<b>Metal parts</b>
		Antimicrobial powder coated paint Satin Black   Satin White
		<b>Warranty</b>
		2 Years

## DESCRIPTION

K6 was designed to comfortably accommodate at least 6 people..

## DIMENSIONS

Exterior dimensions W 2200/2275 | D 3000 | H 2300  
Interior dimensions W 2066 | D 2976 | H 2020

## EXTERIOR PANELS

**Exchangeable Exterior Panels**  
18 mm thick panels with straight edges  
55 mm thick panels with round edges

**Exterior Panels segments**  
Split (Up + Down) or Full panel option  
With Split option you can combine colors  
Split option helps you to carry the panels easily in a small elevator

**Exterior Panels finishes**  
Textile, Melamine, Veneer, Plywood, Cork Pinboard, HPL Whiteboard, Moss

## INTERIOR PANELS

**Exchangeable Interior Panels**  
12 mm thick Acoustic PET Felt  
**Interior Panels finishes**  
Uncovered Acoustic PET Felt Dark grey  
Acoustic PET Felt Dark grey covered in textile

## DOOR

Reversible opening Left & Right (indication of door opening direction not necessary)  
Laminated tempered glass 12mm (with silent foils inside)  
Magnetic closing door system  
Door handle coated with antimicrobial paint

## BACK GLASS WALL

12 mm Laminated tempered glass

## LIGHTING

LED ceiling light run by motion sensor

## VENTILATION

12 Fans activated by motion sensor  
Air exchange in 82s (obtained at 100% fan speed)  
Air particle filter and air ionizer (against viruses)  
Stand-by mode, after 15 min. no occupation  
Adjustable fan speed levels: 60% | 75% | 100%  
Acoustical noise with L.N.A. - 19.2dB(A) per fan

## POWER CONNECTION

Main supply 110 - 240V 50/ 60Hz  
Power plug for EU (UK | USA | AU on request)

## POWER OUTPUT

2 Power sockets - 230V, 50Hz, max 10A  
2 USB Type B chargers  
2 CAT6 Ethernet sockets

## METAL PARTS

Antimicrobial powder coated paint - Satin Black | Satin White finish

## TABLE

optional  
Pine Plywood Laminated with Antimicrobial and Anti fingerprint HPL Black | White

## SPECIFICATIONS

Wheels for easy placement  
Floor adjuster legs for leveling  
Exchangeable Exterior and Interior Panels

## CARPET

Full covered floor with sound-absorbing polyamide carpet

## ACOUSTICAL PERFORMANCE

In testing

## ELEVATOR

Elements can fit into an elevator for 8 people  
W 1100 | D 1400 | H 2200-3000  
Door W 800 | H 2200-2400

## INSTALLATION

Installation time 225 min. with 3 people



The logo for ASKIA, featuring the word "ASKIA" in a bold, sans-serif font. The letter "A" is stylized with a horizontal line through its middle, and the letter "I" has a small horizontal bar at its base.

Eliade Tower,  
Mircea Eliade No.18  
RO-Bucharest, 012015

T +40 212 121 381  
[contact@askiafurniture.ro](mailto:contact@askiafurniture.ro)

[www.askiafurniture.ro](http://www.askiafurniture.ro)